

# Directions to Orchid Residences — 6 Orchid Avenue, Surfers Paradise

Welcome to HRSP.

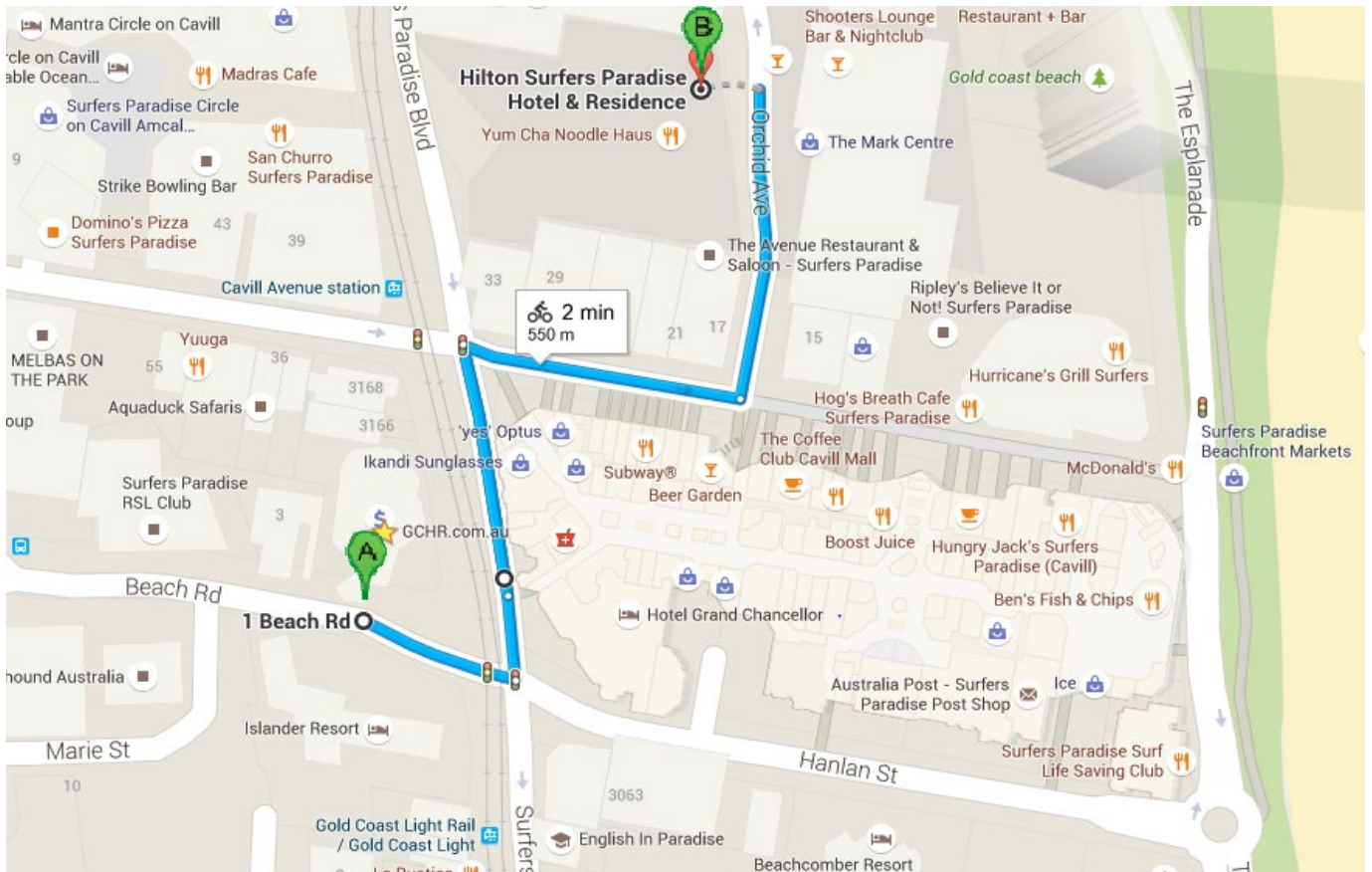
**Holiday Rentals Surfers Paradise**  
**HRSP.com.au**

You are only 3 minutes from your destination.

Please note your **car space number** is on the key tag enclosed. Once on Orchid Avenue, the building known as the Hilton will be on your left and the residential park is underneath this building (Entrance to the Car park is directly next to the building). Google Maps image below.

Proceed down the ramp, once down the ramp turn right into the residents car park. Swipe your apartment key at the swipe card reader and the barrier arm will raise.

Enjoy your stay.



**Holiday Rentals Surfers Paradise - Shop 2, 3142 Surfers Paradise Boule-**

↑ 1. Head north on Surfers Paradise Boulevard toward Cavill Ave

100 m

↘ 2. Turn right onto Cavill Ave

110 m

↙ 3. Turn left onto Orchid Ave

 Destination will be on the left

94 m



**Orchid Residences — 6 Orchid Avenue, Surfers Paradise, QLD 4217**


**Follow signs down ramp to Residents parking.**

**1. Entrance**

**6 Orchid Avenue**

Turn **LEFT** at this sign to gain entry to your carpark


Follow the **YELLOW** line to residents parking and turn **RIGHT** at the bottom of the ramp



**2. Swipe Access**

Your swipe access will be on the driver's side. Place your yellow key on the **BLACK** panel to gain entry.

Once through the first barrier, continue following the **YELLOW** line and proceed to level B2 and turn left to find another boom gate. Hold the key to the black reader again to access.



**3. Allocated Carpark**

Once inside the carpark, follow the signs to your basement level (written on key and envelope)  
Your carpark number is stenciled on the ground and there may be a bollard on your space. Please use padlock key attached to swipe cards to unlock the padlock and put the bollard down.

Your bollard may look like this >

